



**2025**

**Annual General Meeting**





# Nebraska State Soccer Annual General Meeting

November 22nd, 2025 - 9:00AM

## Agenda

---

- I - Call to Order
- II - Introduction of Guests
- III - Approval of Minutes
- IV - Officer Reports
- V- Executive Director Report
- VI - Others
- VII - For the Good of the Game
- VIII - Adjournment



**SATURDAY, NOVEMBER 23, 2024**

**NEBRASKA STATE SOCCER 2024 AGM**

**VIA ZOOM MEETING CALL/VIDEO CHAT – 9:00AM**

**Call to Order**

G. Weller called the meeting to order at 9:04AM.

**Check of Credentials**

Approval of 2023 AGM Minutes – 250 member votes/139 eligible votes were submitted to reach quorum, with 131 in favor to approve 2023 AGM minutes.

**Presidents Report – Geoff Weller**

G. Weller spoke of the recent USYS and US Soccer Changes. Mentioned grants and sponsors we have been working on.

Thanked staff and NRDP for all of their hard work.

**Treasurer's Report – Justin Hughes**

Presented budgets/actuals and NSS balance sheet. Spoke about state continuing to be in good shape. Mentioned deficit for the 23/24 FY, plans to improve in the 24/25 FY.

Reminder on the upcoming fee schedule changes

**Staff Reports:**

**- Casey Mann, E.D.**

Spoke about how incredible staff is and the records we continue to break. Taking chances and not just spinning the wheel.

Mentioned moving M. Vaughan into CFO role. C. Collins added to Midwest PCup Committee.

Continue to work with NRDP on the training league, partnered with FairWhistle – went great.

Mentioned that the improvements at TQ are happening – construction to start early Spring.

Congratulated KSC team on winning National Championship in USYS National League.

**Other Reports:****-Mary Matthews – Fierce NE**

Fierce had a great first season, many players mentioned finding the joy in soccer again.

Mentioned they are hosting a trial in partnership with Sioux Falls WPSL team in December and a New Year's event for younger players.

**-Membership Data**

G. Weller recapped steady membership growth over the past few years. Steady increase since COVID years.

**For the Good of the Game****Jim McVay**

Training League and the relationship between the state and NRDP – currently main project for NRDP and NSS. Presented at IRC workshop.

Currently have 1,050 active/registered referees, most in the last seven years. This time last year there was 909 referees.

Mentioned applying for ITG grant in partnership with NSS. Should hear back on that soon.

Read great email from coach who had good things to say about current state of referees

**Geoff Weller - District Election Recognition** – recognized and congratulated Joe Hall and Mike Munch on being elected as the new NSS district reps.

**Adjournment**

Meeting adjourned at 9:39AM

Nebraska State Soccer  
Budget vs. Actuals 2024-2025

	2024/25 Actual Totals	2024/25 Budget Totals
<b>REVENUES</b>		
Youth Registration	451,820.15	455,000.00
Adult Registration	29,370.00	37,500.00
Sponsor/Grants/Marketing	68,638.96	30,000.00
Other office revenue	22,545.03	11,000.00
Bank Interest	22,675.51	12,000.00
Competitions	182,999.42	243,500.00
Coaching Ed Courses	23,680.86	12,720.00
Olympic Development Program	139,795.61	168,850.00
Field Revenue	105,331.42	98,768.00
Nebraska League Revenue	1,121,479.80	1,030,000.00
<b>Total Revenue</b>	<b>\$ 2,168,336.76</b>	<b>\$ 2,099,338.00</b>
<b>EXPENSES</b>		
State office expenses	574,751.37	534,568.65
Competition expenses	262,478.73	271,288.00
Coaching expenses	45,433.00	38,920.00
ODP expenses	154,489.58	165,857.00
Field Expenses	77,939.69	95,700.00
Nebraska League expenses	1,027,582.95	1,013,663.00
<b>Total Expenses</b>	<b>\$ 2,142,675.32</b>	<b>\$ 2,119,996.65</b>
<b>EXCESS OF REVENUES (EXPENSES)</b>	<b>\$ 25,661.44</b>	<b>\$ (20,658.65)</b>

	2024/25 Actual Totals	2025/26 Budget Totals	State Office Budget	Competitions Budget	Coaching Ed Budget	ODP Budget	Fields Budget	Leagues Budget
<b>REVENUES</b>								
Youth Registration	451,820.15	500,000.00	500,000.00					
Adult Registration	29,370.00	26,400.00	26,400.00					
Sponsor/Grants/Marketing	68,638.96	-	-					
Other office revenue	22,545.03	10,000.00	10,000.00					
Bank Interest	22,675.51	14,400.00	14,400.00					
Competitions	182,999.42	270,525.00		270,525.00				
Coaching Ed Courses	23,680.86	47,760.00			47,760.00			
Olympic Development Program	139,795.61	230,600.00				230,600.00		
Field Revenue	105,331.42	95,000.00					95,000.00	
Nebraska League Revenue	1,121,479.80	1,197,205.00						1,197,205.00
<b>Total Revenue</b>	<b>\$ 2,168,336.76</b>	<b>2,391,890.00</b>	<b>550,800.00</b>	<b>270,525.00</b>	<b>47,760.00</b>	<b>230,600.00</b>	<b>95,000.00</b>	<b>1,197,205.00</b>
<b>EXPENSES</b>								
State office expenses	574,751.37	512,570.44	512,570.44					
Competition expenses	262,478.73	271,536.80		271,536.80				
Coaching expenses	45,433.00	64,090.00			64,090.00			
ODP expenses	154,489.58	240,929.00				240,929.00		
Field Expenses	77,939.69	94,780.00					94,780.00	
Nebraska League expenses	1,027,582.95	1,201,995.60						1,201,995.60
<b>Total Expenses</b>	<b>\$ 2,142,675.32</b>	<b>2,385,901.84</b>	<b>512,570.44</b>	<b>271,536.80</b>	<b>64,090.00</b>	<b>240,929.00</b>	<b>94,780.00</b>	<b>1,201,995.60</b>
<b>EXCESS OF REVENUES (EXPENSES)</b>	<b>\$ 25,661.44</b>	<b>5,988.16</b>	<b>38,229.56</b>	<b>(1,011.80)</b>	<b>(16,330.00)</b>	<b>(10,329.00)</b>	<b>220.00</b>	<b>(4,790.60)</b>

**NEBRASKA STATE SOCCER**  
**STATEMENT OF FINANCIAL CONDITION**  
**As of August 31, 2025**

		<u>Total</u>
	<b><u>ASSETS</u></b>	
<b>CURRENT ASSETS</b>		
Cash and cash equivalents		
Checking	\$ 251,386	
Money Market	\$ 495,094	
Savings	<u>\$ 1,219</u>	\$ 747,699
Accounts Receivable		<u>\$ 474,118</u>
ERC Receivable		\$ 30,000
Undeposited Funds		<u>\$ 5,520</u>
Total Current Assets		<u>\$ 1,257,337</u>
<b>LEASEHOLD IMPROVEMENTS</b>		
Office equipment	\$ 9,165	
Office construction	\$ 10,193	
Less accumulated depreciation	<u>\$ (19,359)</u>	<u>\$ -</u>
<b>OTHER ASSETS</b>		
Prepaid Expenses	\$ 141,275	
Investments - Soccer Travel LLC.	\$ (9,931)	
Investments - Alliance Mgt Group	\$ -	
Notes Receivable	<u>\$ 7,500</u>	\$ 138,844
		<u><u>\$ 1,396,181</u></u>
 <b><u>LIABILITIES AND MEMBER'S EQUITY</u></b>		
<b>CURRENT LIABILITIES</b>		
Accounts Payable		\$ 92,861
Accrued Payroll		\$ -
Payroll Liabilities		\$ 1,753
Ramp Credit		\$ 2,653
Revenue received in advance		<u>\$ 796,582</u>
Total Current Liabilities		\$ 893,849
<b>MEMBER'S EQUITY</b>		
Member's Equity	\$ 476,670	
Current excess of revenues over expenses	<u>\$ 25,661</u>	<u>\$ 502,332</u>
		<u><u>\$ 1,396,181</u></u>

# 2024/25 Membership Data



## Players by Team Type

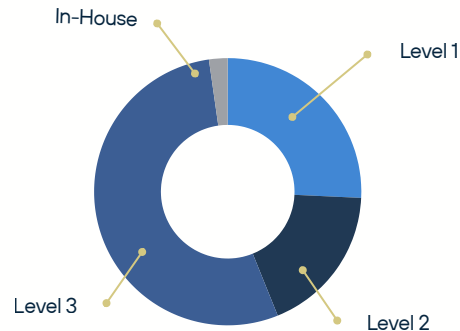
Total registered players based on play level of team

Level 1: 23.6%

Level 2: 21.7%

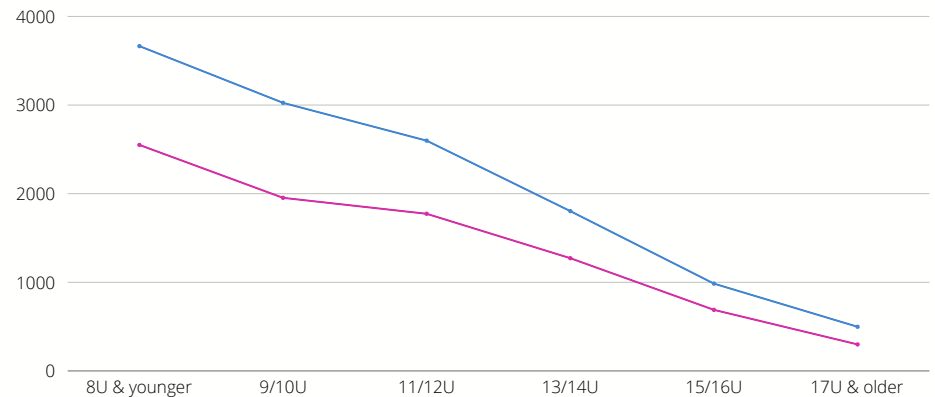
Level 3: 47.8%

In-House: 6.9%



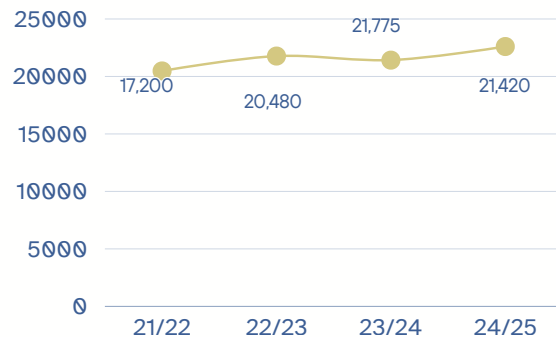
## Players by Age Level

Female Male



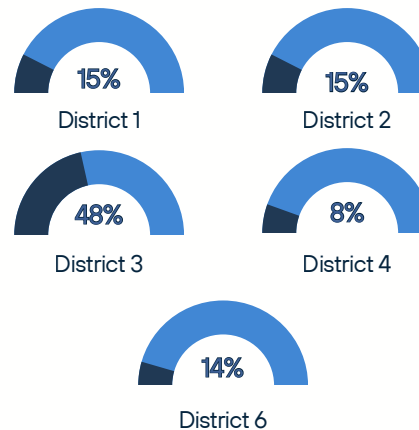
## Player Growth

Annual player growth by season



## Players by District

Percent of total registered players by District.



## Team Admins by Level of Play & Gender

